

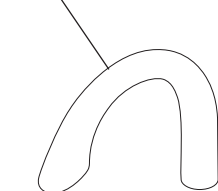
Models / Modelos / Modèles 63055LF, 63255LF & 63955LF

RP70574▲
(Model/Modelo/Modèle 63255LF)
Spout Assembly
Ensamble del Tubo de Salida
Bec

RP70572▲
(Model/Modelo/Modèle 63955LF)
Spout Assembly
Ensamble del Tubo de Salida
Bec

RP70570▲
(Model/Modelo/Modèle 63055LF)
Spout Assembly
Ensamble del Tubo de Salida
Bec

RP70565▲
Handle, Set Screw
& Button
Manija, Tornillo de presión
y Botón
Poignée, Vis de calage
et Bouton



RP70575▲
(Model/Modelo/Modèle 63255LF)
Sprayer Assembly
(includes aerator)
Ensamble de rociador
(incluye el aireador)
Pulvérisateur
(inclut aérateur)

RP70573▲
(Model/Modelo/Modèle 63955LF)
Sprayer Assembly
(includes aerator)
Ensamble de rociador
(incluye el aireador)
Pulvérisateur
(inclut aérateur)

RP70571▲
(Model/Modelo/Modèle 63055LF)
Sprayer Assembly
(includes aerator)
Ensamble de rociador
(incluye el aireador)
Pulvérisateur
(inclut aérateur)

RP70105
Spout Retainer
Retenedor del Tubo
de Salida
Fixation du Bec

RP70566▲
Cap & O-Ring
Casquete & Anillo "O"
Embase & Joint torique

RP74519
Bonnet Nut
Bonete
Chapeau

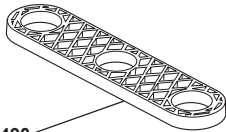
RP70564▲
Set Screw & Button
Tornillo de Ajuste y botón
Vis de Calage et bouton

RP50587
Valve Assembly
Ensamble de la válvula
Soupape

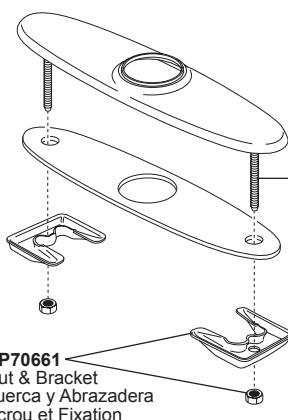
RP64475▲
Optional 10" Escutcheon with 8" Centers,
Mounting Studs, Nuts, Brackets and Gasket

Chapa opcional de 10" con 8" centros,
Pernos Prisioneros de Montaje, Tuercas,
Soportes y Empaque

Plaque de finition 10 po facultatif avec 8
po centres, goujons de fixation, écrous,
parenthèses et garniture



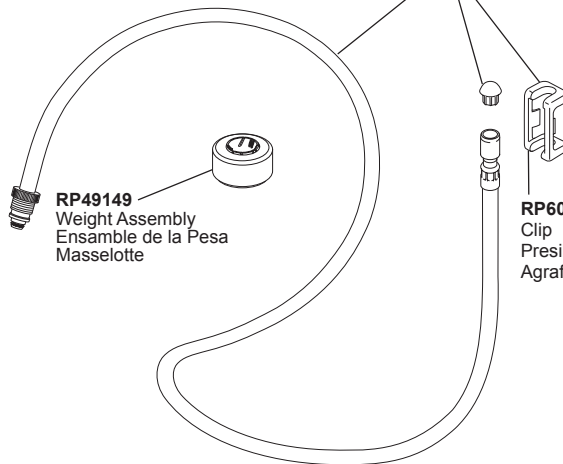
RP37490
Thin Deck Aid (not included)
Sostén para Bordas Delgadas
(no incluido)
Plaque de renfort (non inclus)



RP70581
Studs
Pernos
Goujons filetés

RP70661
Nut & Bracket
Tuerca y Abrazadera
Écrou et Fixation

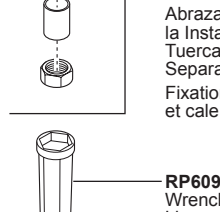
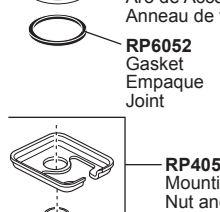
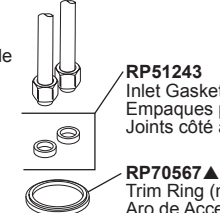
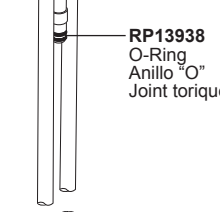
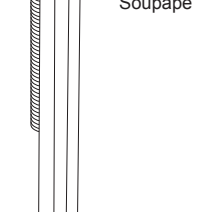
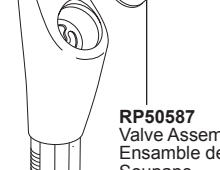
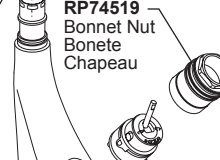
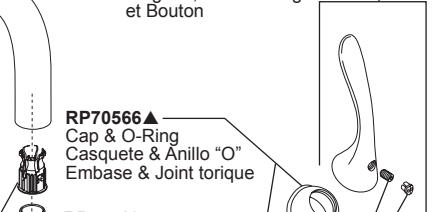
RP62057
62" Hose Assembly
(Not use for bar prep)
Ensamble de la Manguera - 62"
(No utilizar para la preparación de
barras)
Tuyau souple - 62 po
(Ne pas utiliser pour la barre de
préparation)



RP49149
Weight Assembly
Ensamble de la Pesa
Masselotte

RP60911
Clip
Presilla
Agrafe

RP50952
Cut -To - Fit Plastic Sleeves
Casquillos cortados a la medida
Bagues d'extrémité pour tubes coupés



RP13938
O-Ring
Anillo "O"
Joint torique

RP51243
Inlet Gaskets
Empaques para el tubo de entrada
Joints côté alimentation

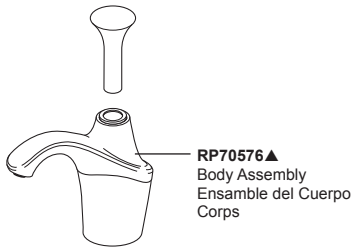
RP70567▲
Trim Ring (non touch)
Aro de Accesorio
Anneau de finition

RP6052
Gasket
Empaque
Joint

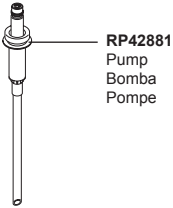
RP40527
Mounting Bracket,
Nut and Spacer
Abrazadera para
la Instalación,
Tuerca y
Separador
Fixation, écrou
et cale

RP60924
Wrench
Llave
Rondelle

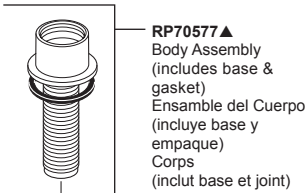
▲Specify Finish / Especificque el Acabado / Précisez le Fini



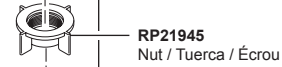
RP70576▲
Body Assembly
Ensamble del Cuerpo
Corps



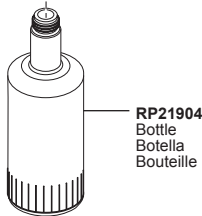
RP42881
Pump
Bomba
Pompe



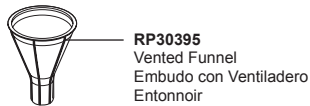
RP70577▲
Body Assembly
(includes base &
gasket)
Ensamble del Cuerpo
(incluye base y
empaques)
Corps
(inclut base et joint)



RP21945
Nut / Tuerca / Écrou



RP21904
Bottle
Botella
Bouteille



RP30395
Vented Funnel
Embudo con Ventiladero
Entonnoir



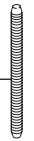
RP70580▲
Vase Insert Assembly
Parte superior del jarrón
Le vase supérieur



RP70579▲
Lower Vase
Parte inferior del jarrón
Le vase inférieur



RP70578▲
Trim Ring & Gasket
El aro y el empaque
L'anneau de finition et
le joint



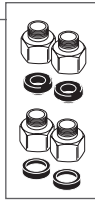
RP70581▲
Stud
La espiga
La tige



RP64474▲
Vase Assembly
Jarrón
Vase

RP64473▲
Dispenser Assembly
Ensamble del Dispensador
Distributeur

RP63263
Adapters
3/8"-24 UNEF to 1/2"-20 UN &
3/8"-24 UNEF to 1/2"-14 NPSM
Adaptadors
3/8"-24 UNEF to 1/2"-20 UN y
3/8"-24 UNEF to 1/2"-14 NPSM
Adapteurs
3/8 po-24 UNEF to 1/2 po-20 UN et
3/8 po-24 UNEF to 1/2 po-14 NPSM



Accessory Order Only
Orden de Accesorio Solamente
Livable séparément seulement

▲Specify Finish / Especificque el Acabado / Précisez le Fini