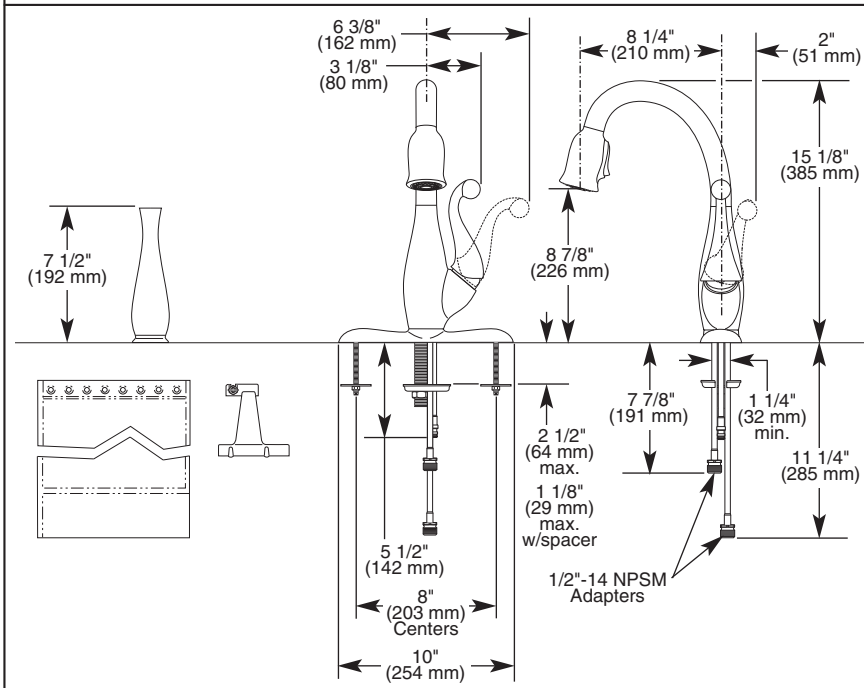
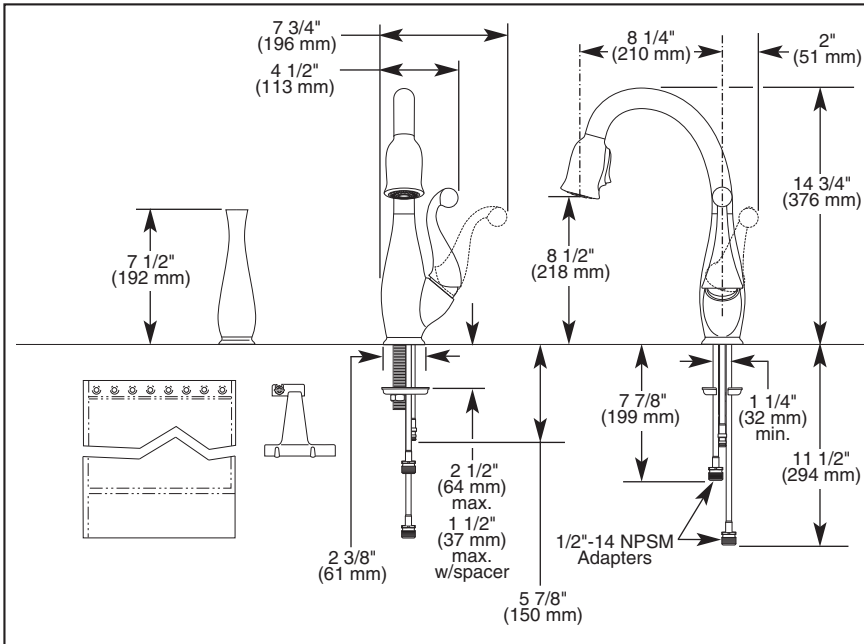


Submitted Model No.: _____

Specific Features: _____



▲ Designate proper finish suffix

Delta reserves the right (1) to make changes in specifications and materials, and (2) to change or discontinue models, both without notice or obligation. Dimensions are for reference only. See current full-line price book or www.brizo.com for finish options and product availability.

BSP-K-63500 Rev. B

BRIZO®

KITCHEN FAUCETS

- Floriano® Collection
- Single Handle Deck Mount
- 2-Function Pull-Down
- Single, 2 or 3 Hole Sink Applications
- Centermount or 8" (203 mm) Centers with Optional 10" (254 mm) Escutcheon
- Optional Vase Interchangeable with Soap Dispenser

STANDARD SPECIFICATIONS:

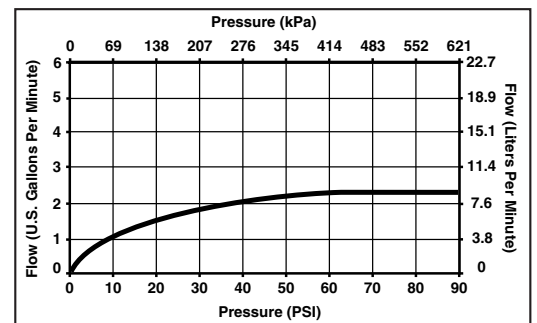
- Single handle, 2-function pull-down kitchen faucets for exposed mounting on single, two and three hole sinks.
- Solid brass fabricated body.
- 14 3/4" (376 mm) high, 8 1/4" (210 mm) long, spout swings 360°.
- Lever handle. Control mechanism shall be of the rotating stainless steel ball type with replaceable non-metallic seats operating in stainless steel lined sockets.
- Control shall return to neutral position when faucet is turned off.
- Touch-Clean® sprayhead.
- Quick connect hoses.
- Pull-down wand operates in an aerated or spray mode via an ergonomic toggle diverter.
- Red/blue graphics on handle button to indicate hot/cold temperature.
- Tangle-free bag for hose.
- Twist and lock mechanism eliminates spray head wobble.
- Thin deck mounting aid to help secure product if used on thin sinks.
- Dual integral check valves in sprayer assembly.
- Integrated removable debris screen in sprayer assembly.
- Disposable hose lead to aid installation.
- Spacer for mounting nut to reduce number of turns required for installation.
- Mounting wrench to assist in tightening mounting nut securely.
- Hose guards integral to casting reduces wear and noise on hose.
- Hose travels inside mounting shank so it will not interfere with deck edges.
- Keyed trim ring and 10" (254 mm) escutcheon to help alignment and aid installation.

Note: See 63510-* for matching bar/prep.



COMPLIES WITH:

- ASME A112.18.1 / CSA B125.1
- Indicates compliance to ICC/ANSI A17.1



Delta Faucet Company
 Indianapolis, Indiana 46280
 A Division of Masco Corporation of Indiana
 © 2011 Masco Corporation of Indiana